


ИОЛМҮЯА



EXHIBITION
IKEA SLEPENDEN
20.3 - 10.4 2015

Graphic design & portrait photography

Geir Foshaug, www.geirfoshaug.com

Product photography

Kristine Nome Andersen
Sverre Wim Berg Størseth
Mari Fjellstad Stensvåg
Ingvild Hansson Kalsnes

This catalogue is published by IKEA Slependen
for the “NOLMYRA” exhibition, in collaboration with
Oslo and Akershus University College of Applied Sciences.

Deconstruction of a found object

Design students at the Institute of Product Design, Oslo and Akershus University College of Applied Sciences have transformed the IKEA stool NOLMYRA into new forms, ideas and functions.

The creative technique of deconstruction of a found object, made the premises for this project. The student task involved the demand of transforming one existing object into a new product.

The students were given the constraints that they could only use the material from the stool to execute the work, no additional material was allowed apart from joints like nails, screws, glue and so on.

The aim of such practice in product design is to influence towards new perspectives as being designers for the future and by extension peoples experience of artifacts.

I want to thank my colleague Mikkel Wettre for the collaboration with the project this year and IKEA for giving us the opportunity to exhibit the project at the department store at Slependen, Norway.



Vibeke Sjøvoll

PhD Candidate

vibeke.sjovoll@hioa.no

Dekonstruksjon av et “found object“

Førsteårsstudenter på produktdesignstudiet ved Høgskolen i Oslo og Akershus har forvandlet IKEA-krakken NOLMYRA til nye uttrykk, former, ideer og funksjoner.

Med utgangspunkt i et allerede eksisterende produkt ble studentene utfordret til å eksperimentere med ide, form og funksjon. Målet var å utforske hva som er mulig å lage med NOLMYRA som eneste materiale.

Arbeidsmetoden har vært en uredd dekonstruksjons- og rekonstruksjonsprosess. Dette innebærer at studentene har måttet analysere og undersøke produktets ulike egenskaper og samtidig sette seg inn i designerens intensjoner med det opprinnelige produktet.

Takk til NOLMYRA som gir oss muligheten til å vise prosjektet med en egen katalog og utstilling i varehuset på Slependen. Jeg vil også takke studentene som viser at de har vilje til å eksperimentere med og å utvikle designerrollen og min kollega Mikkel Wettre for godt samarbeid.



Mikkel Wettre

Associate Professor


mikkel.wettre@hioa.no

Introductory workshops

Before the students start their individual transformation of NOLMYRA, they are introduced to “Deconstruction of a found object” through one-day group workshops.


These pages show parts of the process where the students are given the classic BUMERANG hangers to explore and transform.







To finish the workshops the groups presented their projects to each other and discussed the process of deconstruction and reconstruction.



“When I designed NOLMYRA easy chair I wanted it to have a basic but modern style, with a look that’s young, light and casual. I achieved that by mixing materials – layer-glued bentwood for the frame, which is a classic in Scandinavian furniture design, and mesh for the seat and backrest. It’s an exciting combination and makes NOLMYRA not only a super-comfortable easy chair, but also one that’s unconventional. I think it has the potential to be a future classic, and hope it will be a favorite in your home for a long time.”

— Designer Jooyeon Lee





NOLMYRA

Easy chair, birch veneer, gray

Article Number: 102.335.32

Depth: 75 cm

Height: 75 cm

Seat width: 59 cm

Seat depth: 46 cm

Seat height: 40 cm

1



Demolished
Our actions can affect even the smallest of
species.



Kristine Nome Andersen
Brårud
950 07 857
kristinenomeandersen@gmail.com





Home can be everywhere
Create a private space in a public place. For
people on the road without a home.



Stine Asbjørnsen
Tromsø
936 91 082
stineasb@gmail.com


3



Store-it
"Don't think outside the box.
Think like there is no box."
— Jo Miller



Malin Steffen Berg
Bodø
476 75 652
malinsteffenberg@gmail.com



Candelabra

Nolmyra is transformed into Candelabra, to brighten up gray days.



Mari Bonden

Sandefjord

980 54 646

maribonden@gmail.com


5



Dreamy
Don't worry when you turn off the light,
"Dreamy" will keep you safe through the
night.



Martine Breen
Oslo
951 31 974
martinebreen@hotmail.no



Kari
Stack your belongings. Kari me around.



Pål Fredrik S. Brekka
Kragerø
926 43 250
palfrebre@hotmail.com



Lively
Sporty wooden sandals that are perfect for city-walks. Fashionable and friendly, they will freshen up your summer outfit.



Vanessa Myrtle Brokstad
Sandnes
970 74 133
vanessabrokstad@gmail.com



Nolmyra IQ Puzzle
When relaxation is not enough.



Ann-Elen Paulen Drageset
Innvik
905 94 323
ann-elen_drageset@hotmail.com

9



Chainlace

A statement carcanet for a fashion muse.




Anna Maria Øfstedal Eng

Lillehammer

920 46 017

annamariaeng@hotmail.no



Nolmyra Grand Prix

A playground for small toy cars. Made with help from clever kindergarteners.

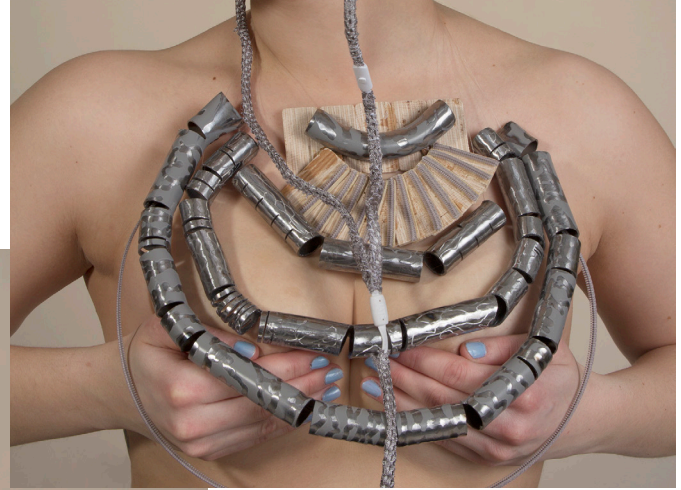


Julian Hallen Eriksen

Oslo

986 26 368

julianroof@hotmail.com



Ice Ice Baby
Accessorize your music.




Parna Farhang
Lund, Sverige
942 83 389
parnaf@hotmail.com



Game On
Beat your opponent in a game of chairs.



Christer Frostmo
Talvik
476 56 557
christer@frostmo.no



Tremyra

“This planet looks so cute, but it’s cold.”

— Tuva Novotny



Margrethe Jakobsen Furan

Stjørdal

924 48 053

margrethejfuran@gmail.com



Sandra
Named after my niece, she rocks!



Sovei Giæver
Notodden
464 45 408
soveigiaever@gmail.com



Carry On

Pack your bag and go. While you're at it, don't forget to take that break we all need.



Vilde Hagelund

Lier

948 30 946

vilde.hagelund@gmail.com



Mr. Awesome
Because teddybears need people and people
need teddybears.



Maibritt Hagen
Larvik
411 26 990
maibritt@larvikcity.com



Selle
Nolmyra was a chair that became this
laundry basket. Keep it dirty.



Shahad Hassan
Oslo
995 36 522
shahad1710@hotmail.com



Wind & Shadows
One shape, infinite opportunity.



Simen Johann Heinbuch
Skien
416 81 977
lewa23@hotmail.com



Hat
The chair became a thinking cap.



Malin Kaashagen
Brumunddal
903 60 059
malin.k1@hotmail.com



Twofold
We are siamese if you please.



Norah Kalleberg
Mandal
978 99 665
norahkb@gmail.com



Remix
A chair.

Two hands. One Brain. 252 Hours. 982 cups
of coffee. 79 1/2 bananas. A chair.



Ingvild Hansson Kalsnes
Oslo

917 300 67

ingvild.kalsnes@hotmail.com



Seiza

Translates from Japanese to: sei 'correct' + za 'sitting'.



Kristián Kierulf
Bratislava, Slovakia

477 08 307

kristiankierulf@gmail.com



Masked

I guess this is what happens when you wreck a chair...



Rosalinn Løfling Krosshavn
Ski

936 21 868

rosalinn.krosshavn@gmail.com



Fido

When a chair becomes the hunter's best friend.



Henrik Lundberg

Aurskog-Høland

928 82 048

henrik_lundberg93@hotmail.com



Craig
The chair that deep inside always desired to
be a dress.



Kristine Lundteppen
Oslo
481 08 000
kristine_pl@hotmail.com



Otto
It did not want to be what it was meant to be.



Benedicte Løkken
Støren
979 79 616
benedicte.lokken@gmail.com



Hardbalne

Hardbalne turns the other cheek.



Anette Lølandsmo

Kristiansand

934 12 808

anette.lolandsmo@gmail.com




AL
Sometimes you need something static to
become mobile.



Nikolai Løyning
Stavanger
991 50 755
nikloy87@gmail.com

29



Hanging Nolmyra
I just had to.



Isaac Hegna Manning
Lillehammer
452 61 757
isaac.he.manning@gmail.com




Tulipa

Enchanting in its beauty and simplicity, when Nolmyra blooms, one of the most beloved flowers becomes visible.



Dag Fridtjof Nitschke
Jevnaker
901 12 484
dag.nitschke@gmail.com

31



Myr til vin

Dedicated to weekend leisure, decorative all week.



Kristian Norum

Jessheim

988 75 080

k_norum@hotmail.com



Mercurius

In Roman mythology, Mercurius was the bridge between the upper and lower worlds.



Caroline Odden

Rånåsfoss

988 88 620


carodde@online.no



Being on the safe side
Combination of the symmetrical and the
asymmetrical creates a safe place.



Selvi Olgac
Stockholm, Sverige
459 111 96
selvi.olgac@gmail.com



Disasterpiece

With so many chairs, some are bound to go bad.



Mats Nybø Olsen
Kirkenes
458 52 350
da0funk@gmail.com

35



Up
From sitting low to flying high.



Ingrid Rommetveit
Stord
971 90 214
ingridrommetveit.com



Crossbow Kit

“You miss 100% of the shots you don’t take.”

— Wayne Gretzky



Filip Rukan

Østre Toten

454 34 752

filip.rukan@hotmail.com



Scandinavian Widow
Seeing a spider is nothing, it becomes a
problem when it disappears.



Marcus Shaw
Asker
411 91 637
www.rubblecompany.com



Arymlon

Gravity changes when you play with it a little.
Like this really happy boy skiing.



Madelene Nergaard Skog

Lørenskog

928 93 340

madde.skog@hotmail.com



Hooked
You just want to stay.



Mari Fjellstad Stensvåg
Stavanger
90025097
maristen93@gmail.com



New life
Translating 269 NOK into something
priceless.



Sverre Wim Berg Størseth
Kråkstad
984 23 574
sverrewim@icloud.com

41



The Balto
Much more fun to sit on.



Petter Tilje
Bekkestua
965 12 718
pettertilje@gmail.com



In Bloom
Spring is here, summer is near. A rich, but
parched city.



Alexandra Veskoukis
Västerås, Sverige
462 28 875
alexandra.veskoukis@gmail.com

43



Irrelefant
From lightweight to heavyweight!



Robin Vinje
Skien
986 52 124
vinjedesigns@outlook.com



Sole brother
Rest your sole.



Krister Hanssen Wårum
Oslo
988 22 932
krister_warum@hotmail.com

The Department of Product Design at Oslo and Akershus University College of Applied Sciences is located at Kjeller, just outside of Oslo. The department offers both bachelor- and masters degrees in product design.







Our programs explore what design is and how it affects us, and empowers students with a dynamic interaction of theoretical and practical knowledge.


Available to our students are large and well equipped metal-, wood-, plastic-, ceramic-, glass- and concrete workshops, allowing them to experiment and explore a wide variety of materials and their areas of function.

Institutt for Produktdesign ved Høyskolen i Oslo og Akershus holder til på Kjeller, like utenfor Oslo. Instituttet tilbyr både bachelor- og mastergrad i produktdesign.

Utdanningen utforsker hva design er og hvordan det påvirker oss, og utdanner studenter med et dynamisk samspill mellom teoretisk og praktisk kunnskap.

Tilgjengelig for våre studenter er store og godt utrustede metall-, tre-, plast-, keramikk-, glass- og betongverksteder, som tillater eksperimentering og utforskning innen et bredt spekter av materialer og deres funksjonsområder.





- 1 Kristine Nome Andersen
- 2 Stine Asbjørnsen
- 3 Malin Steffen Berg
- 4 Mari Bonden
- 5 Martine Breen
- 6 Pål Fredrik S. Brekka
- 7 Vanessa Myrtle Brokstad
- 8 Ann-Elen Paulen Drageset
- 9 Anna Maria Øfstedal Eng
- 10 Julian Hallen Eriksen
- 11 Parna Farhang
- 12 Christer Frostmo
- 13 Margrethe Jakobsen Furan
- 14 Sovei Giæver
- 15 Vilde Hagelund
- 16 Maibritt Hagen
- 17 Shahad Hassan
- 18 Simen Johann Heinbuch
- 19 Malin Kaashagen
- 20 Norah Kalleberg
- 21 Ingvild Hansson Kalsnes
- 22 Kristián Kierulf

- 23 Rosalinn Løfling Krosshavn
- 24 Henrik Lundberg
- 25 Kristine Lundteppen
- 26 Benedicte Løkken
- 27 Anette Lølandsmo
- 28 Nikolai Løyning
- 29 Isaac Hegna Manning
- 30 Dag Fridtjof Nitschke
- 31 Kristian Norum
- 32 Caroline Odden
- 33 Selvi Olgac
- 34 Mats Nybø Olsen
- 35 Ingrid Rommetveit
- 36 Filip Rukan
- 37 Marcus Shaw
- 38 Madelene Nergaard Skog
- 39 Mari Fjellstad Stensvåg
- 40 Sverre Wim Berg Størseth
- 41 Petter Tilje
- 42 Alexandra Veskoukis
- 43 Robin Vinje
- 44 Krister Hanssen Wårum

